



# HALTON 22W/40W CCT LED Batten

Model No	22330/05
Wattage	22W / 40W

Before first using your new fitting, it is most important that you read and follow these instructions, even if you feel you are quite familiar with this type of product. Retain this document for future reference.

**THIS FITTING MUST BE INSTALLED BY A QUALIFIED ELECTRICAL CONTRACTOR**

Figure 1

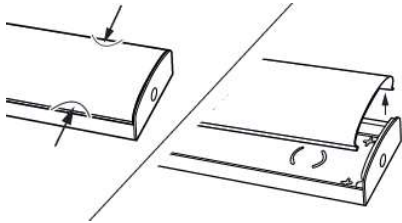


Figure 2

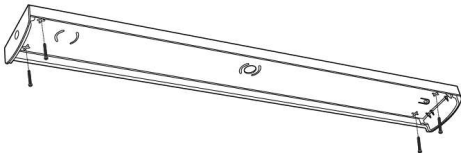


Figure 3

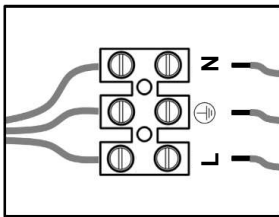


Figure 4

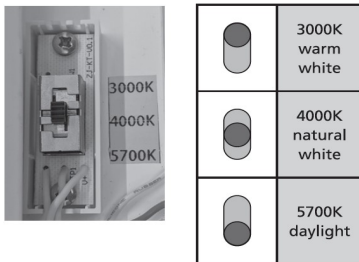



Figure 5



## Installation Instructions:

1. Ensure mains supply is switched OFF.
2. Gently push on both sides of diffuser edge and lever the diffuser off (Figure 1).
3. Use fitting as a template to drill mounting and cable entry holes.
4. Use screws and suitable fixture system to secure the fitting to the ceiling (Figure 2).
5. Connect the Live (L), Neutral (N) and Earth according to the markings on the terminal block (Figure 3).
6. To select a colour temp, slide the CCT switch provided inside the batten to the desired position. (Figure 4)
7. The default power setting is set to 40W and it is recommended to access the power switch, only if needed to change the default power setting, slide the power switch provided inside the batten to desired position. (Figure 5)
8. Refit the Diffuser. (Figure 6)
9. Turn the power ON.

## Warning:

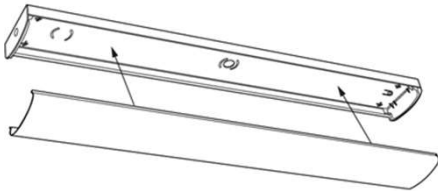
- Installation, repair and/or inspection must be conducted by qualified personnel in accordance with Australian Standards and local Building codes.
- Do not install in a position where the fitting can be easily accessed by children.
- Not designed for outdoor use.
- If product is functioning irregularly, please TURN OFF the power and contact the nearest authorized dealer.
- Do not perform unauthorised modification to the light fixture.
- Failure to follow these instructions may result in breakages and will invalidate warranty.



# HALTON 22W/40W CCT LED Batten

Model No	22330/05
Wattage	22W / 40W

Figure 6



## Specifications:

**Fitting:** SPCC Iron Body, PC Diffuser

**Protection:** Class I, IP20 (For indoor use only)

**Ratings:** 240VAC, 50Hz, 22W/40W

**Light Source:** LED (Non-Replaceable)

**Lumens:** 4000lm

**CCT:** 3000K | 4000K | 5700K

**Dimming:** Not Dimmable

## Warranty:

Brilliant Lighting warrants this product against defects in manufacture and workmanship for a period of 2 years from date of purchase or as specified on the packaging. For products used in non-domestic or commercial applications, Brilliant Lighting warrants this product for a period of 3 months from date of purchase. This warranty is only valid for products installed by a qualified electrical contractor and operated within the guidelines specified by Brilliant Lighting, and within the correct operating voltage ranges as stated on the product's rating label.

Warranty does not include damage or loss arising from incorrect installation, operation or maintenance of this product, damage caused through modification, incorrect installation, service by unqualified or unauthorised personnel or lack of regular maintenance and cleaning. Proof of installation by qualified personnel may be required, eg. Electrical Safety Certificate. Proof of purchase must be supplied with all warranty claims.

This warranty is provided in addition to any other rights and remedies of the customer under any law. In applications not intended for household, personal or domestic use, liability is limited to replacement or reimbursement of product only. Brilliant Lighting does not warranty the costs of removal or re-installation of this product or associated components.

*Our goods come with guarantees that cannot be excluded under the Australian Consumer Law. You are entitled to a replacement or refund for a major failure and compensation for any other reasonably foreseeable loss or damage. You are also entitled to have the goods repaired or replaced if goods fail to be of acceptable quality and the failure does not amount to a major failure.*

Any claim under this warranty must be made within 2 years of the date of purchase of the product or as specified on the packaging. To make a claim under the warranty; at your own expense take the product (with proof of purchase – receipt or similar) to the store where you purchased the product or contact Brilliant Lighting at the address below.

This warranty is given by:

**Brilliant Lighting (Aust) Pty. Ltd.**

**ABN 37 006 203 694**

**956 Stud Road Rowville, VIC 3178**

**Phone: 03 9765 2555**

**Email: [warranty@brilliantlighting.com.au](mailto:warranty@brilliantlighting.com.au)**

**Made in China**